
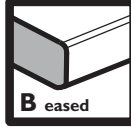

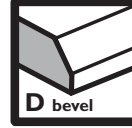







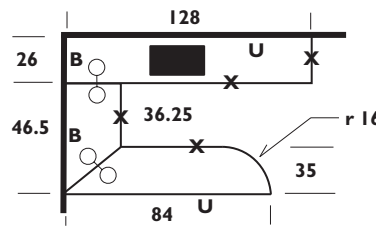
<b>Customer</b> _____	<b>Job Name/PO</b> _____
<b>Phone/Fax</b> _____	<b>GMW Job #</b> _____
<b>Ship To</b> _____	_____

<b>1. Wood</b> _____	<b>4. Surface (circle one)</b>	<b>5. Backsplash (if applicable)</b>
<b>2. Thickness</b>	<input type="checkbox"/> edge grain <input type="checkbox"/> end grain	<input type="checkbox"/> backsplash <input type="checkbox"/> flat back
<input type="radio"/> 1" <input type="radio"/> 1-1/2" <input type="radio"/> 2" <input type="radio"/> 2-1/2" <input type="radio"/> 3" <input type="radio"/> custom _____	<b>6. Custom</b>	<input type="radio"/> Sink-top mount <input type="radio"/> Sink-under mount <input type="radio"/> <b>TEMPLATE(S) BEING SENT</b> <input type="radio"/> Stove <input type="radio"/> Curve
<b>3. Finish</b>	<input type="radio"/> Natural Oil (only food safe finish) <input type="radio"/> Marine Oil (wet areas) <input type="radio"/> Unfinished (no warranty)	

**7. Edge Detail (circle one or indicate custom detail below)**

 <b>A square</b>	 <b>B eased</b>	 <b>C waterfall</b>	 <b>D bevel</b>	 <b>E under</b>	 <b>F victorian</b>	 <b>G baroque</b>	 <b>H ogee</b>	 <b>I deco</b>
---------------------------------------------------------------------------------------------------	--------------------------------------------------------------------------------------------------	------------------------------------------------------------------------------------------------------	--------------------------------------------------------------------------------------------------	--------------------------------------------------------------------------------------------------	-------------------------------------------------------------------------------------------------------	------------------------------------------------------------------------------------------------------	---------------------------------------------------------------------------------------------------	---------------------------------------------------------------------------------------------------

**Drawing instructions:** All units in inches, include backsplash  
 Use as many pages as necessary to identify all specifications/details  
 Key:  
**X** = Edge detail                      **U** = No edge detail  
**B** = Backsplash                        **R** = Curve radius  
**█** = Wall                                   **○-○** = Joint with drawbolts



**8. Signature** if all dimensions and specifications are final \_\_\_\_\_ date \_\_\_\_\_  
 Do not sign if information is for quoting purposes. Changes after final order approval will be subject to change fees